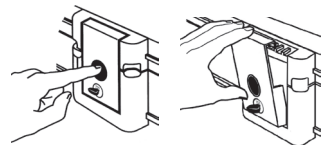


**Opening Your Chest**

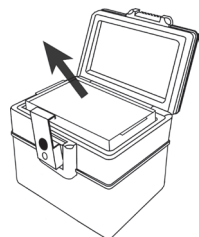
1. Insert the key (2 included) into the lock and then turn clockwise to the right.



2. Push the large button and the locking latch will open and spring forward.



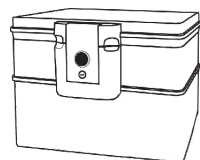
3. Once the latch has cleared the lip that it was secured to, you can open the Chest lid.



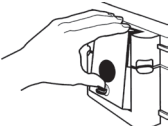
4. Remove the interior top tray.

**Closing Your Chest**

1. Install the interior top tray. The Chest will not function properly during a fire if the tray is not installed. Do not place media you want to protect on top of the tray.



2. Push the latch back and down onto the lid clasp, and snap the latch into the closed position.



3. Turn the key counter-clockwise to the left, and remove key. Your Chest is now locked



**Assembling Wheels (Model 2040WFE only)**

If your Chest includes Easy Roller™ Wheels, follow the simple assembly instructions included in the box. For your safety, the instructions printed on the wheel cart should be upright and facing outward.

After assembly, carefully place the Chest onto the wheel cart. Do not sit or stand on the Easy Roller™ Wheels. The maximum weight supported is 38.6 kg.

**LIFETIME AFTER FIRE REPLACEMENT GUARANTEE**

If your First Alert® Fire/ Water Data Chest is ever damaged by a fire, BRK Brands Europe Ltd. will replace it with a comparable model at no charge to the consumer. Freight on the replacement unit is not included in the guarantee and must be paid by the consumer.

For claims, submit your name and address, a photo of the damaged safe along with its Model Number, and a copy of the Fire Department report to BRK Brands Europe Ltd. as proof of loss. Once the information is received, BRK Brands Europe Ltd. will contact you with further instructions.

**LIMITED WARRANTY**

BRK Brands Europe Ltd., ("The company") warrants that for a period of five (5) years from the date of purchase, this product will be free from defects in material and workmanship. The company, at its sole option, will repair or replace this product or any component of the product found to be defective during the warranty period. Replacement or repair will be made with a new or remanufactured product or component. If the product is no longer available, replacement may be made with a similar product of equal or greater value. This is your exclusive warranty.

This warranty is only valid for the original retail purchaser from the date of initial retail purchase and is not transferable. You must keep the original sales receipt. Proof of purchase is required to obtain warranty performance. BRK Brands Europe dealers, service centres, or retail stores selling this product do not have the right to alter, modify or in any way change the terms and conditions of this warranty.

This warranty does not apply to the finish on the product. This warranty does not cover normal wear and tear of parts or damage resulting from any of the following: negligent use or misuse of the product, use contrary to the operating instructions, disassembly, repair or alteration by anyone other than the company or an authorized service center, improper installation, or exposure to extremes of heat or humidity. Further, the warranty does not cover Acts of God, such as fire, flood, hurricanes and tornadoes.

The company shall not be liable for any incidental or consequential damages caused by the breach of any express or implied warranty. The company is also not responsible for: costs associated with removing or installing the product; damage or loss of the contents of the product; nor for the unauthorized removal of the contents; or damages incurred during shipment.

Except to the extent prohibited by applicable law, any implied warranty of merchantability or fitness for a particular purpose is limited in duration to the duration of the above Warranty Period.

**First Alert®**



**Fire / Water  
Data Chest**

Model 2040FE

Model 2040WFE

**Read These Instructions Very Carefully!**

## Congratulations!


Your new First Alert® Fire/ Water Data Chest will provide years of safe and secure storage for valuables and important documents. Your safe has been built with the highest manufacturing standards to ensure maximum user satisfaction under a variety of conditions.

## Package Contents

- 1 First Alert® Fire/ Water Data Chest
- 1 Operation & Installation Guide
- 2 Entry Keys

## Model 2040WFE Only

- 1 Set of Easy Roller™ Wheels
- 1 Easy Roller™ Wheels Assembly Instructions



## Proper Use of Your Safe

- The Fire/ Water Data Chest prevents damage to film, photographs, CD-ROMs, DVD-ROMs, computer & video tapes, and other media, which start to deteriorate at 150°F (65°C). It withstands 1700°F (926°C) for 1 hour while maintaining an interior temperature below 125°F (52°C).

### Waterproof even when fully submerged


**Moisture Warning** We recommend that you place delicate items such as pictures or intricate jewelry into an air-tight container **before** storing them in your Chest. Avoid placing your Chest in areas of high humidity. For optimum performance, the Chest should be opened and aired out for at least 20 minutes every two weeks.

### For the Chest to perform properly:

- Store the Chest on a flat surface (or, if provided, the wheeled cart).
- Do not store or place the Chest upside-down or on its side.
- Store the Chest on a ground floor, in a location free of potential hazards and falling objects.

### Important: ALWAYS STORE CHEST FLAT

Always store your Chest in a flat horizontal position so that the contents remain protected during a fire. Storing the unit on the sides or ends WILL NOT PROTECT CONTENTS during a fire.



## For Your Protection

- Always store keys away from (AND NEVER INSIDE) Chest.
- Save this manual and NEVER keep it inside the safe.

### Important: DO NOT RETURN SAFE TO STORE

If you have any questions pertaining to proper use, DO NOT RETURN Chest to the store. Please Contact BRK Brands Europe Ltd.

## Your Chest's Unique Identification Numbers

When contacting BRK Brands Europe Ltd. Consumer Affairs, you should be prepared to supply some important information that specifically identifies your Chest. This information is extremely important to assuring prompt and accurate assistance.

It is strongly recommended that you identify and record the following information in the "Chest Identification Record" form located on the bottom of this page.

### Model Number

The First Alert® Home and Office Security Safes product line consists of many different models, each identified by a specific Model #. Every model is manufactured with unique capabilities and features that may require specific solutions to a variety of difficulties that occasionally occur.

### Key Number

The Key # is necessary to identify the specific configuration of the key and lock cylinder components of your Chest. If a key becomes damaged or misplaced, the Key # is absolutely required to provide you with a replacement key.

### Locating Key Number

The Key numbers are engraved on the keys and around the lock cylinder.

## Your Chest Identification Record

Record all Chest Identification Numbers below:

Model Number \_\_\_\_\_

Key Number \_\_\_\_\_

## Contact Us

BRK Brands Europe Ltd  
 Unit 6, Carter Court  
 Davy Way  
 Waterwells Business Park  
 Quedgeley  
 Gloucester  
 GL2 2DE  
 United Kingdom

Email: [info@firstalert.eu](mailto:info@firstalert.eu)

Web: [www.firstalert.eu](http://www.firstalert.eu)

## Ordering Replacement Keys

Additional keys can be purchased from BRK Brands Europe Ltd. Please have the following information ready:

- Name / Address / Telephone
- Safe Model Number / Serial Number
- Key Number (located on the key and on the Emergency Override Key lock)
- Number of keys requested